

► **One Year
MBA - DEM**

12 Months MBA Program in
Digital Enterprise Management



www.iimu.ac.in

IIMU Corporate Relations Team

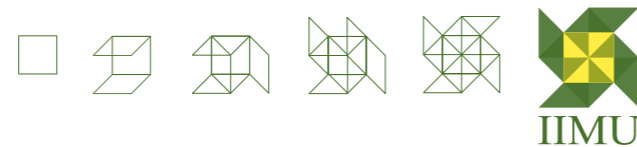
Vaneet Chhibber
vaneet.chhibber@iimu.ac.in
+91 93236 19641

Shreshtha Somaiya
shreshtha.somaiya@iimu.ac.in
+91 99991 33183

Student Placements Committee 2020-21

Aishwarya Sarda
aishwaryasarda.dem2020@iimu.ac.in
+91 75690 59049

Anirban Maitra
anirbanmaitra.dem2020@iimu.ac.in
+91 63053 88091



IIMU
भारतीय प्रबंधन संस्थान उदयपुर
Indian Institute of Management Udaipur



Letter from Auditor

SORAB S. ENGINEER & CO. (Regd.)
CHARTERED ACCOUNTANTS

TELEPHONE : +91 79 29700466
 : +91 79 48006782
EMAIL : sseahm@sseco.in
 : sseahm@hotmail.com
WEB : www.sseco.in



804, SAKAR-IX,
BESIDES OLD RBI,
ASHRAM ROAD,
AHMEDABAD-380 009

August 11, 2021

To
The Director,
Indian Institute of Management Udaipur
Udaipur.

Dear Sir,

Re: Audit of Placement Report for 2020-21 of the One Year Full-time MBA Program in Digital Enterprise Management (DEM)

We have audited the Placement Report ("the Report") prepared by you for the final placements of students of 2020-21 batch of the MBA-DEM of Indian Institute of Management, Udaipur ("IIMU"). The Report is the responsibility of IIMU. Our responsibility is to validate the information provided in the Report with the relevant documentation and comment on the Report's conformance with the Indian Placement Reporting Standards, Revision 2.2 (IPRS).

In this context, we confirm the following:

1. For the purpose of audit, we have obtained all the information and explanations, which to the best of our knowledge and belief were necessary. In our opinion, the Report complies with the IPRS.
2. The validation of information presented in the Report is based on communication received by IIMU from recruiting companies. We have not independently sourced any information or documentation.
3. We have verified the information with respect to remuneration presented in the Report with communication received from recruiters. Information regarding compensation received from individual students has not been used.

Head Office: 902, Raheja Centre, Free Press Journal Marg, Nariman Point, Mumbai-400 021.
Telephone: +91 22 2282 4811, 2204 0861 • **Email:** sorabsengineer@yahoo.com, ssemum@sseco.in

Bengaluru Branch: F-1, Vaastu Jayalaxmi, 8 Street, Opp. Fortis Hospital, 1st Main Road, Sheshadripuram, Bengaluru-560020.
Telephone: +91 9925879234 • **Email:** sseblr@sseco.in

SORAB S. ENGINEER & CO. (Regd.)
CHARTERED ACCOUNTANTS

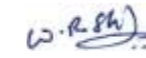
TELEPHONE : +91 79 29700466
 : +91 79 48006782
EMAIL : sseahm@sseco.in
 : sseahm@hotmail.com
WEB : www.sseco.in



804, SAKAR-IX,
BESIDES OLD RBI,
ASHRAM ROAD,
AHMEDABAD-380 009

4. The information has been categorized as best as possible under difference salary heads as given in the IPRS Revision 2.2; where a break-up was not available, the salary has been considered only as 'Maximum Earning Potential'.
5. Performance Bonus has been considered for calculation of 'Maximum Earning Potential'.
6. Due to COVID-19 pandemic, no international offers have been extended to the students of this batch, accordingly, tables requiring information for international students have been removed for better presentation.

For **Sorab S Engineer & Co.**
Firm Registration No. 110417W
Chartered Accountants



CA. Dhruv Shah

Partner

Membership No. 169290

UDIN: 21169290AAAACD4905

Ahmedabad



Head Office: 902, Raheja Centre, Free Press Journal Marg, Nariman Point, Mumbai-400 021.
Telephone: +91 22 2282 4811, 2204 0861 • **Email:** sorabsengineer@yahoo.com, ssemum@sseco.in

Bengaluru Branch: F-1, Vaastu Jayalaxmi, 8 Street, Opp. Fortis Hospital, 1st Main Road, Sheshadripuram, Bengaluru-560020.
Telephone: +91 9925879234 • **Email:** sseblr@sseco.in

Placement

Season Highlights

- IIM Udaipur welcomed prominent recruiters like Accenture Strategy & Consulting, CGI Inc., Cognizant, Deloitte, LatentView Analytics, Persistent Systems and ThoughtWorks.
- **100%** of MBA-DEM students, who opted for campus placements, were placed through campus-generated opportunities.
- **7 recruiters** extended offers to MBA-DEM students at IIM Udaipur.
- Roles were offered across various domains like Analytics, Consulting and Information Technology.
- Highest maximum earning potential
(Domestic): Rs 30.67 lakhs per annum.
- Average maximum earning potential
(Domestic): Rs 19.85 lakhs per annum.

CONTENTS

▪ A. Placement details as per IPRS.....	5
1. Classification of the entire placement pool.....	5
2. Classification Based on Sectors.....	6
3. Classification Based on Functions	6
4. Classification Based on Location	6
4.1 Classification based on Locations (Global).....	6
4.2. Classification based on Locations within India.....	7
▪ 5. Salary Data	7
5.1 Salary head – Domestic Offers (INR).....	7
5.2 Salary heads – International Offers (USD)	8
5.3 Salary Statistics at purchasing power parity (PPP)	8
5.4 Classification of salary based on sector – Domestic (INR)	8
5.5 Classification of salary based on function – Domestic (INR).....	9
5.6 Classification of salary based on location	10
▪ 6. Compliance Statement.....	12

Placement details as per IPRS

The entire batch of 15 students was eligible for sitting in the Final Placements.

Classification of the entire placement pool

Table 1: Classification of entire placement pool

Categories	Number of students
1. Sought placement through the institute	
1a. Students placed via campus generated opportunities	13
1b. Students not placed	0
Total who seek employment through the institute	13
2. Did not seek placement through the institute	
2a. Company-sponsored or already employed	0
2b. Continuing education	0
2c. Postponing job search	0
2d. Entrepreneurship (Starting a new business)	0
2e. Returning to / joining family business	0
2f. Sought placement outside the campus placement process	2
2g. Did not seek placements for other reasons	0
Total who did not seek employment through the institute	2
Total graduates	15




For Sorab S Engineer & Co

For Indian Institute of Management - Udaipur

Classification Based on Sectors

Table 2: Classification based on sectors

Sector	No. of offers accepted
Consulting	6
Information Technology/ITES	7
Total	13

Classification Based on Functions

Table 3: Classification based on Functions

Sector	No. of offers accepted
Analytics	7
Consulting	5
Information Technology/ITES	1
Total	13




For Sorab S Engineer & Co.

For Indian Institute of Management - Udaipur

Classification

Based on Location

Table 4.1: Classification based on Global Locations

Location (Global)	No. of offers accepted
India	13
Rest of Asia	0

Table 4.2: Classification based on Indian Locations

Location (within India)	No. of offers accepted
Bengaluru	6
Chennai	3
Hyderabad	1
Mumbai	1
Nagpur	1
Pune	1
Total	13









For Sorab S Engineer & Co.

For Indian Institute of Management - Udaipur

Salary Data

Note:

- The entries in the 'Data' column specify the data points for which the minimum, maximum, mean and median are specified.
- As there are no international placements, irrelevant tables are deleted.

Salary head – Domestic Offers (INR) - Table 5.1

Salary	Min	Max	Median	Mean	Data
A. Basic salary	3,46,800	8,00,000	5,81,760	5,89,758	13
B. Additional guaranteed cash components	2,10,804	12,76,800	8,51,160	8,69,356	13
C. One-time Cash Payments	1,50,000	4,00,000	3,25,000	2,87,500	8
D. Total guaranteed cash payments	7,64,132	24,11,800	16,54,000	16,36,037	13
E. Maximum Earning Potential (including non-cash, long term and performance linked components)	10,41,008	30,67,000	18,15,000	19,84,742	13

Salary heads – International Offers (USD) - Table 5.2

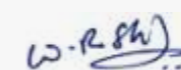
Refer note no. 6 of audit report

Salary Statistics at purchasing power parity (PPP) - Table 5.3

Salary in USD at PPP	Min	Max	Median	Mean	Data
INR Salary (Total guaranteed cash component)	\$35,875	\$1,13,230	\$77,653	\$76,809	13
Non-INR Salary (Total guaranteed cash component)	-	-	-	-	-
Overall Salaries (Total guaranteed cash component)	\$35,875	\$1,13,230	\$77,653	\$76,809	13
INR Salary (Maximum Earning Potential)	\$48,874	\$1,43,991	\$85,211	\$93,180	13
Non-INR Salary (Maximum Earning Potential)	-	-	-	-	-
Overall Salaries (Maximum Earning Potential)	\$48,874	\$1,43,991	\$85,211	\$93,180	13

*Note: As per the PPP conversion rate for 2019 for all the available currencies from the World Development Indicators (WDI) database of the World Bank.

Source: <http://wdi.worldbank.org/table/4.16>









For Sorab S Engineer & Co.

For Indian Institute of Management - Udaipur

Classification of salary based on sector – Domestic (INR)

Classification of base salary based on sector – Domestic - Table 5.4.1

Sectors	Min	Max	Median	Mean	Data
Consulting	4,55,400	8,00,000	6,47,500	6,40,900	6
Information Technology/ITES	3,46,800	6,86,700	5,81,760	5,45,923	7

Additional Guaranteed Cash Components - Table 5.4.2

Sectors	Min	Max	Median	Mean	Data
Consulting	7,04,000	12,76,800	10,12,799	10,15,933	6
Information Technology/ITES	2,10,804	10,58,076	8,35,800	7,43,718	7

One Time Cash Payments - Table 5.4.3

Sectors	Min	Max	Median	Mean	Data
Consulting	1,50,000	4,00,000	3,50,000	3,00,000	6
Information Technology/ITES	2,00,000	3,00,000	2,50,000	2,50,000	7

Maximum Earning potentials - Table 5.4.4

Sectors	Min	Max	Median	Mean	Data
Consulting	14,72,448	30,67,000	23,25,999	23,61,408	6
Information Technology/ITES	10,41,008	19,82,168	18,15,000	16,61,886	7

For Sorab S Engineer & Co.



For Indian Institute of Management - Udaipur



Classification of salary based on function – Domestic (INR)

Base Salary - Table 5.5.1

Function	Min	Max	Median	Mean	Data
Analytics	4,37,700	6,86,700	5,81,760	5,88,880	7
Consulting	3,46,800	8,00,000	7,35,000	6,14,400	5
Information Technology/ITES	4,72,500	4,72,500	4,72,500	4,72,500	1

Additional Guaranteed Cash Components - Table 5.5.2

Function	Min	Max	Median	Mean	Data
Analytics	2,10,804	10,58,076	10,12,799	8,54,071	7
Consulting	4,17,332	12,76,800	8,12,400	8,97,466	5
Information Technology/ITES	8,35,800	8,35,800	8,35,800	8,35,800	1

One Time Cash Payments - Table 5.5.3

Function	Min	Max	Median	Mean	Data
Analytics	2,00,000	3,50,000	3,50,000	3,00,000	7
Consulting	1,50,000	4,00,000	2,75,000	2,75,000	5
Information Technology/ITES	3,00,000	3,00,000	3,00,000	3,00,000	1

Maximum Earning potentials - Table 5.5.4

Function	Min	Max	Median	Mean	Data
Analytics	15,65,004	23,25,999	18,15,000	19,18,456	7
Consulting	10,41,008	30,67,000	19,10,000	21,11,491	5
Information Technology/ITES	18,15,000	18,15,000	18,15,000	18,15,000	1

For Sorab S Engineer & Co.



For Indian Institute of Management - Udaipur



Classification of salary based on location

Global Locations

Refer note no. 6 of audit report

Indian Locations (in INR)

Base Salary - Table 5.6.2.1

Indian Locations	Min	Max	Median	Mean	Data
Bangalore	5,60,000	8,00,000	6,91,500	6,87,667	1
Chennai	4,37,700	5,81,760	4,72,500	4,97,320	1
Hyderabad	4,55,400	4,55,400	4,55,400	4,55,400	1
Mumbai	5,60,000	5,60,000	5,60,000	5,60,000	1
Nagpur	3,46,800	3,46,800	3,46,800	3,46,800	1
Pune	6,86,700	6,86,700	6,86,700	6,86,700	1

Additional Guaranteed Cash Components - Table 5.6.2.2

Indian Locations	Min	Max	Median	Mean	Data
Bangalore	7,04,000	12,76,800	10,58,076	10,64,425	6
Chennai	4,37,700	5,81,760	4,72,500	4,97,320	3
Hyderabad	8,12,400	8,12,400	8,12,400	8,12,400	1
Mumbai	10,12,799	10,12,799	10,12,799	10,12,799	1
Nagpur	4,17,332	4,17,332	4,17,332	4,17,332	1
Pune	2,10,804	2,10,804	2,10,804	2,10,804	1

One Time Cash Payments - Table 5.6.2.3

Indian Locations	Min	Max	Median	Mean	Data
Bangalore	1,50,000	4,00,000	3,75,000	3,25,000	6
Chennai	2,00,000	3,00,000	2,50,000	2,50,000	3
Hyderabad	1,50,000	1,50,000	1,50,000	1,50,000	1
Mumbai	3,50,000	3,50,000	3,50,000	3,50,000	1
Nagpur	-	-	-	-	-
Pune	-	-	-	-	-

Maximum Earning Potentials - Table 5.6.2.4

Indian Locations	Min	Max	Median	Mean	Data
Bangalore	18,15,000	30,67,000	21,18,000	23,33,333	6
Chennai	15,65,004	18,15,000	16,00,020	16,60,008	3
Hyderabad	14,72,448	14,72,448	14,72,448	14,72,448	1
Mumbai	23,25,999	23,25,999	23,25,999	23,25,999	1
Nagpur	10,41,008	10,41,008	10,41,008	10,41,008	1
Pune	19,82,168	19,82,168	19,82,168	19,82,168	1

6. Compliance Statement

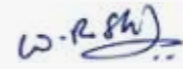
This placement report has been prepared as per the Indian Placement Reporting Standards, Revision 2.2

The instances where the report deviates from standards and the reasons for them are mentioned below:

Deviation from the standards	Reason
-	-

For Sorab S Engineer & Co.
Firm Registration No. 110417W
Chartered Accountants

For Indian Institute of Management - Udaipur


CA. Dhruv Shah
Partner
Membership No. 169290



Authorized Person





For Sorab S Engineer & Co.

For Indian Institute of Management - Udaipur