



www.iimu.ac.in

IIMU Corporate Relations Team

Vaneet Chhibber
Chairperson - Corporate
Communications &
Industry Relations
vaneet.chhibber@iimu.ac.in
+91 93236 19641

Dharmendra Pandey
dharmendra.pandey@iimu.ac.in
+91 81088 05257

Kavita Chotrani
kavita.chotrani@iimu.ac.in
+91 82092 93862

Shivani Shinde
shivani.shinde@iimu.ac.in
+91 80957 52794

Student Placements Committee 2020-22

Animesh Bordoloi
animesh.bordoloi.2020@iimu.ac.in
+91 87223 40085

Aujasv Kumar
aujasv.kumar.2020@iimu.ac.in
+91 94454 75485

Iftekar Ahmed
iftekar.ahmed.2020@iimu.ac.in
+91 84719 36669

Ishita Kavdia
ishita.kavdia.2020@iimu.ac.in
+91 94607 00185

Pratheek Denny
pratheek.denny.2020@iimu.ac.in
+91 84895 70540

Prithviraj Patil
prithviraj.patil.2020@iimu.ac.in
+91 94051 26611

Shreya Maheshwari
shreya.maheshwari.2020@iimu.ac.in
+91 89809 60428

Soumava Ghosh
soumava.ghosh.2020@iimu.ac.in
+91 98748 83228

Vivek Sreenivasan
vivek.sreenivasan.2020@iimu.ac.in
+91 97694 87329

Yash Swaika
yash.swaika.2020@iimu.ac.in
+91 97405 49772

Student Placement Committee 2021-23

Aditi Maheshwari
aditi.maheshwari.2021@iimu.ac.in
+91 91407 23492

Aryan Ray
aryan.ray.2021@iimu.ac.in
+91 96632 94414

Ashish Kumar
ashish.kumar.2021@iimu.ac.in
+91 81977 12791

Brijesh D
brijesh.d.2021@iimu.ac.in
+91 82202 42869

Jayaprakash R
jayaprakash.r.2021@iimu.ac.in
+91 96882 71995

Mansi Rathi
mansi.rathi.2021@iimu.ac.in
+91 72762 50001

Melvina George
melvina.george.2021@iimu.ac.in
+91 88614 82378

Prachi Shroff
prachi.shroff.2021@iimu.ac.in
+91 88675 90810

Shruti Semwal
shruti.semwal.2021@iimu.ac.in
+91 7838410705

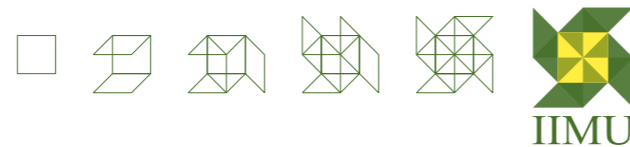
Tejas Joshi
tejas.joshi.2021@iimu.ac.in
+91 70207 01716

Vishesh Chaudhary
vishesh.chaudhary.2021@iimu.ac.in
+91 98106 88681

Zenith Sanjayan
zenith.s.2021@iimu.ac.in
+91 94956 44771

Two Year MBA

IIM Udaipur's flagship
Master of Business Administration



IIMU

भारतीय प्रबंध संस्थान उदयपुर
Indian Institute of Management Udaipur



भारतीय प्रबंध संस्थान उदयपुर
Indian Institute of Management Udaipur

Letter from Auditor

SORAB S. ENGINEER & CO. (Regd.)
CHARTERED ACCOUNTANTS

TELEPHONE : +91 79 29700466
 : +91 79 48006782
EMAIL : sseahm@sseco.in
 : sseahm@hotmail.com
WEB : www.sseco.in



804, SAKAR-IX,
BESIDES OLD RBI,
ASHRAM ROAD,
AHMEDABAD-380 009

August 1, 2022

To
The Director,
Indian Institute of Management Udaipur
Udaipur.

Dear Sir,

**Re: Placement Audit Report for two years Master of Business Administration
Programme (MBA) – Batch 2020-22**

We have audited the Placement Report ("the Report") prepared by you for the final placements of students of MBA Batch 2020-22 of Indian Institute of Management, Udaipur ("IIM-U"). The Report is the responsibility of IIM-U. Our responsibility is to validate the information provided in the Report with the relevant documentation and comment on the Report's conformance with the Indian Placement Reporting Standards, Revision 2.2 (IPRS).

In this context, we confirm the following:

1. For the purpose of audit, we have obtained all the information and explanations, which to the best of our knowledge and belief were necessary. In our opinion, the Report complies with the IPRS.
2. The validation of information presented in the Report is based on communication received by IIM-U from recruiting companies. We have not independently sourced any information or documentation.
3. We have verified the information with respect to remuneration presented in the Report with communication received from recruiters. Information regarding compensation received from individual students has not been used.
4. The information has been categorized as best as possible under different salary heads as given in the IPRS Revision 2.2; where a break-up was not available, the salary has been considered only as 'Maximum Earning Potential'.

Head Office: 902, Raheja Centre, Free Press Journal Marg, Nariman Point, Mumbai-400 021.
Telephone: +91 22 2282 4811, 2204 0861 • **Email:** sorabsengineer@yahoo.com, ssemum@sseco.in

Bengaluru Branch: F-1, Vaastu Jayalaxmi, 8 Street, Opp. Fortis Hospital, 1st Main Road, Sheshadripuram, Bengaluru-560020.
Telephone: +91 9925879234 • **Email:** sseblr@sseco.in

SORAB S. ENGINEER & CO. (Regd.)
CHARTERED ACCOUNTANTS

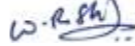
TELEPHONE : +91 79 29700466
 : +91 79 48006782
EMAIL : sseahm@sseco.in
 : sseahm@hotmail.com
WEB : www.sseco.in



804, SAKAR-IX,
BESIDES OLD RBI,
ASHRAM ROAD,
AHMEDABAD-380 009

5. Performance Bonus has been considered for calculation of 'Maximum Earning Potential'.
6. Amount of stock options granted to students have been considered for calculating 'Maximum Earning Potential'.
7. The number of students opting out of the placement process has been established through written communication from those students.
8. We have only audited the salary figures in the placement report and not the report's season highlight section.

For **Sorab S Engineer & Co.**
Firm Registration No. 110417W
Chartered Accountants


CA. Dhruv Shah
Partner
Membership No. 169290
UDIN: 22169290ANZSMS5096
Ahmedabad



Head Office: 902, Raheja Centre, Free Press Journal Marg, Nariman Point, Mumbai-400 021.
Telephone: +91 22 2282 4811, 2204 0861 • **Email:** sorabsengineer@yahoo.com, ssemum@sseco.in

Bengaluru Branch: F-1, Vaastu Jayalaxmi, 8 Street, Opp. Fortis Hospital, 1st Main Road, Sheshadripuram, Bengaluru-560020.
Telephone: +91 9925879234 • **Email:** sseblr@sseco.in

Placement

Report Highlights

81 firms recruited from IIMU for final placements.

Prominent first-time recruiters include:

ACS Solutions, AllCargo Logistics, Anand Rathi Wealth Limited, BenQ, Brane Enterprises Pvt Ltd, Collabera, Decision Point Pvt. Ltd., Elastic Run, EXL Service, Factspan Analytics, Fare Labs, HashedIn by Deloitte, Innover Digital, Mahindra & Mahindra Limited, Natwest, Nexdigm, PlanetSpark, PwC, Reliance Retail, Safari Industries, Schindler, Skit.Ai, SmartCoin Financials Pvt. Ltd., Takshashila Consulting, Tiger Analytics, Transworld Group, UNext Learning Private Limited, WNS Global Services and Zycus.

Past Recruiters returning to campus include:

Accenture Strategy, Accenture Technology, Amazon, American Express, Amul, Asian Paints, Axis Bank, Bain Capability Network, Bajaj Auto Ltd., BNY Mellon, Bosch India, Byju's, Capgemini, Career Launcher, Casio, Centrum, Cisco Systems, Cognizant, Crompton Greaves, Decimal Point Analytics, DS Group, Ernst & Young, Flipkart, General Electric, Goldman Sachs, Haber, HDFC Bank, HSBC, IBM, ICICI Bank, ICICI Lombard, ICICI Prudential Life Insurance, ICICI Securities, IIFL Finance, IndiaMart, Infosys BPM, iQuanti, JP Morgan Chase, KPMG, OfBusiness, Oxane Partners, PayTm, TAFE, Tata AIG, TATA Capital Financial Services Limited, Thoucentric, TresVista Financial Services, Vedanta, Wells Fargo, Xiaomi India, Yes Bank and Zolve.

29% of the batch received PPOs/PPIs based on their performance during the summer internship and Live Projects.

Salary details based on maximum earning potential:

Highest Domestic maximum earning potential (Domestic): Rs 35.94 lakhs per annum.

Average Domestic maximum earning potential (Domestic): Rs 17.82 lakhs per annum

CONTENTS

■ A. Placement details as per IPRS.....	6
1. Classification of the entire placement pool.....	6
2. Classification Based on Sectors.....	7
3. Classification Based on Functions	8
4. Classification Based on Location	9
4.1 Classification based on Locations (Global).....	9
4.2. Classification based on Locations within India.....	9
■ 5. Salary Data	10
5.1. Salary head – Domestic Offers (INR).....	10
5.2. Salary heads – International Offers (USD) Refer note no. 6 of audit report	10
5.3. Salary Statistics at purchasing power parity (PPP)	11
5.4. Classification of salary based on sector – Domestic (INR)	12
5.5. Classification of salary based on function – Domestic (INR).....	14
5.6. Classification of salary based on location	18
■ List of Recruiters by Sector	21
■ 6. Compliance Statement	23

Placement details as per IPRS

The entire batch of students was eligible for sitting in the Final Placements.

Classification of the entire placement pool

Table 1: Classification of entire placement pool


Categories	Number of students
1. Sought placement through the institute	315
2. Did not seek placement through the institute	
2a. Company-sponsored or already employed	0
2b. Continuing education	0
2c. Postponing job search	0
2d. Entrepreneurship (Starting a new business)	0
2e. Returning to / joining family business	0
2f. Sought placement outside the campus placement process	3
2g. Did not seek placements for other reasons	0
Total who did not seek employment through the institute	3
Total graduates	318

Classification Based on Sectors

Table 2: Classification based on sectors

Sector	No. of offers accepted
Banking, Financial Services and Insurance (BFSI)	92
Consulting	63
E-Commerce	35
Education	2
(FMCG) / Retail	13
Information Technology/ITES	74
Logistics	8
Manufacturing/Engineering/Energy	24
Others	4
Total	315

For Sorab S Engineer & Co.
Firm Registration No. 110417W
Chartered Accountants



CA. Dhruv Shah
Partner
Membership No. 169290
Ahmedabad.

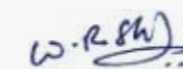


For Indian Institute of Management - Udaipur



Vaneet Chhibber
Chairperson-Corporate Communications &
Industry Relations

For Sorab S Engineer & Co.
Firm Registration No. 110417W
Chartered Accountants



CA. Dhruv Shah
Partner
Membership No. 169290
Ahmedabad.



For Indian Institute of Management - Udaipur



Vaneet Chhibber
Chairperson-Corporate Communications &
Industry Relations

Classification Based on Functions

Table 3: Classification based on functions

Function	No. of Offers accepted
Analytics	44
Consulting/Strategy	66
Finance	37
General Management	48
Human Resource Management	3
Information Technology	10
Operations/Supply Chain Management (SCM)	26
Product Management	4
Project Management	14
Sales & Marketing and Business Development	56
Research	7
Total	315

Classification Based on Location

Table 4.1: Classification based on Global Locations

Location (Global)	No. of offers accepted
India	311
Rest of Asia (UAE)	4

Table 4.2: Classification based on Indian Locations

Location (within India)	No. of offers accepted
Ahmedabad	4
Bengaluru	96
Chennai	10
Hyderabad	28
Mumbai	75
National Capital Region (NCR)	56
Pune	18
Kolkata	7
Others	17
Total	311

For Sorab S Engineer & Co.
Firm Registration No. 110417W
Chartered Accountants

W.R.Shah

CA. Dhruv Shah
Partner
Membership No. 169290
Ahmedabad.



For Indian Institute of Management - Udaipur

Vaneet Chhibber

Vaneet Chhibber
Chairperson-Corporate Communications &
Industry Relations

For Sorab S Engineer & Co.
Firm Registration No. 110417W
Chartered Accountants

W.R.Shah

CA. Dhruv Shah
Partner
Membership No. 169290
Ahmedabad.



For Indian Institute of Management - Udaipur

Vaneet Chhibber

Vaneet Chhibber
Chairperson-Corporate Communications &
Industry Relations

Salary Data

Note:

- The entries in the 'Data' column specify the data points for which the minimum, maximum, mean and median are specified.

Salary head – Domestic Offers (INR) - Table 5.1

Salary	Min	Max	Median	Mean	Data
A. Basic salary	16,800	24,00,000	5,62,198	6,56,612	285
B. Additional guaranteed cash components	15,000	12,28,404	7,17,600	7,36,209	256
C. One-time Cash Payments	20,000	7,00,000	2,00,000	2,18,329	219
D. Total guaranteed cash payments	1,00,000	30,00,000	13,32,800	13,61,472	311
E. Maximum Earning Potential (including performance linked components)	10,19,590	35,94,100	16,50,000	17,81,872	311

Salary heads – International Offers (USD) - Table 5.2

Salary	Min	Max	Median	Mean	Data
A. Basic salary	11,110	13,070	11,110	11,600	4
B. Additional guaranteed cash components	15,796	18,517	15,796	16,476	4
C. One-time Cash Payments	-	-	-	-	-
D. Total guaranteed cash payments	26,905	31,588	26,905	28,076	4
E. Maximum Earning Potential (including performance linked components)	27,775	32,676	27,775	29,000	4

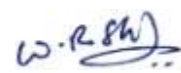
*Note: All conversions to USD have been made as per the closing rate of May 31, 2022, with conversion rate of 0.2723 USD/AED.

Salary Statistics at purchasing power parity (PPP) - Table 5.3

Salary in USD at PPP	Min	Max	Median	Mean	Data
INR Salary (Total guaranteed cash component)	\$4,322	\$1,29,646	\$57,597	\$58,836	311
Non-INR Salary (Total guaranteed cash component)	\$49,404	\$58,002	\$49,404	\$51,554	4
Overall Salaries (Total guaranteed cash component)	\$53,726	\$1,87,648	\$1,07,001	\$1,10,390	315
INR Salary (Maximum Earning Potential)	\$44,062	\$1,55,320	\$71,305	\$77,004	311
Non-INR Salary (Maximum Earning Potential)	\$51,000	\$60,000	\$51,000	\$53,250	4
Overall Salaries (Maximum Earning Potential)	\$95,062	\$2,15,320	\$1,22,305	\$1,30,254	315

*Note: As per the PPP conversion rate for 2021 and 2020 for all the available currencies from the World Development Indicators (WDI) database of the World Bank.
Source: <http://wdi.worldbank.org/table/4.16>

For Sorab S Engineer & Co.
Firm Registration No. 110417W
Chartered Accountants



CA. Dhruv Shah
Partner
Membership No. 169290
Ahmedabad.

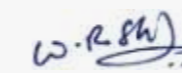


For Indian Institute of Management - Udaipur

Vaneet Chhibber
Chairperson-Corporate Communications &
Industry Relations

For Sorab S Engineer & Co.
Firm Registration No. 110417W
Chartered Accountants



CA. Dhruv Shah
Partner
Membership No. 169290
Ahmedabad.



For Indian Institute of Management - Udaipur

Vaneet Chhibber
Chairperson-Corporate Communications &
Industry Relations

Classification of salary based on sector - Domestic (INR)

Base Salary - Table 5.4.1

Sectors	Min	Max	Median	Mean	Data
Banking, Financial Services and Insurance (BFSI)	2,79,960	15,69,750	4,55,000	5,77,628	67
Consulting	2,75,004	24,00,000	5,87,400	8,42,176	63
E-Commerce	5,04,000	10,25,000	9,00,000	8,06,471	35
Education	4,80,000	4,80,000	4,80,000	4,80,000	2
Fast moving consumer goods (FMCG) / Retail	3,12,000	6,00,000	3,12,000	3,82,073	13
Information Technology/ITES	3,58,800	10,00,000	6,20,004	6,00,590	73
Logistics	5,60,000	9,00,000	5,60,000	6,45,000	4
Manufacturing/Engineering/Energy	16,800	16,35,000	4,80,000	5,04,156	24
Others	4,50,000	7,50,000	7,50,000	6,75,000	4

Additional Guaranteed Cash Components - Table 5.4.2

Sectors	Min	Max	Median	Mean	Data
Banking, Financial Services and Insurance (BFSI)	15,000	12,00,000	6,95,004	7,20,199	59
Consulting	2,00,000	9,33,800	7,72,800	7,53,427	53
E-Commerce	4,49,280	10,10,400	8,78,400	8,04,405	31
Education	6,75,312	6,75,312	6,75,312	6,75,312	2
Fast moving consumer goods (FMCG) / Retail	4,79,496	8,31,000	7,71,000	7,17,215	13
Information Technology/ITES	4,53,400	12,28,404	7,00,000	7,23,452	66
Logistics	6,73,710	7,72,800	7,72,800	7,48,028	4
Manufacturing/Engineering/Energy	1,26,000	11,45,869	6,89,323	7,05,267	24
Others	5,18,785	7,50,000	7,50,000	6,92,196	4

One Time Cash Payments - Table 5.4.3

Sectors	Min	Max	Median	Mean	Data
Banking, Financial Services and Insurance (BFSI)	1,00,000	7,00,000	2,00,000	2,45,667	66
Consulting	1,50,000	6,50,000	1,50,000	2,46,552	58
E-Commerce	40,000	2,27,385	2,00,000	1,83,511	26
Education	-	-	-	-	-
Fast moving consumer goods (FMCG) / Retail	1,00,000	3,00,000	1,00,000	1,66,667	3
Information Technology/ITES	20,000	3,00,000	1,80,000	1,61,465	52
Logistics	-	-	-	-	-
Manufacturing/Engineering/Energy	75,000	5,00,000	2,00,000	2,59,464	14
Others	-	-	-	-	-

Maximum Earning potentials - Table 5.4.4

Sectors	Min	Max	Median	Mean	Data
Banking, Financial Services and Insurance (BFSI)	10,19,590	26,56,261	17,60,240	17,89,930	92
Consulting	11,00,004	35,94,100	18,19,827	21,10,760	63
E-Commerce	11,27,385	30,23,130	22,43,290	19,31,522	35
Education	15,00,000	15,00,000	15,00,000	15,00,000	2
Fast moving consumer goods (FMCG) / Retail	12,00,000	15,76,184	14,50,447	14,70,639	13
Information Technology/ITES	10,50,000	28,00,008	14,99,002	15,37,030	74
Logistics	14,00,000	18,00,000	14,00,000	15,00,000	4
Manufacturing/Engineering/Energy	12,00,001	25,51,000	15,56,000	16,55,701	24
Others	13,12,000	20,00,000	20,00,000	18,28,005	4

For Sorab S Engineer & Co.
Firm Registration No. 110417W
Chartered Accountants

W.R.Shah

CA. Dhruv Shah
Partner
Membership No. 169290
Ahmedabad.



For Indian Institute of Management - Udaipur

Vaneet Chhibber

Vaneet Chhibber
Chairperson-Corporate Communications &
Industry Relations

For Sorab S Engineer & Co.
Firm Registration No. 110417W
Chartered Accountants

W.R.Shah

CA. Dhruv Shah
Partner
Membership No. 169290
Ahmedabad.



For Indian Institute of Management - Udaipur

Vaneet Chhibber

Vaneet Chhibber
Chairperson-Corporate Communications &
Industry Relations

Classification of salary

based on function - Domestic (INR)

Base Salary - Table 5.5.1

Function	Min	Max	Median	Mean	Data
Analytics	3,58,800	24,00,000	8,10,000	10,30,168	44
Consulting	2,75,004	10,25,000	5,20,000	5,54,227	66
Finance	3,00,000	13,00,000	4,40,000	5,32,836	36
General Management	4,31,474	13,00,000	5,20,000	6,11,062	23
Human Resource Management	2,79,960	4,80,000	2,79,960	2,79,960	3
Information Technology	4,55,000	7,59,996	6,39,996	6,53,097	10
Operations / Supply Chain Management (SCM)	4,40,000	9,00,000	9,00,000	7,95,899	26
Product Management	3,74,430	6,50,004	5,55,750	5,33,984	4
Project Management	5,87,400	7,00,000	6,73,070	6,47,896	14
Research	6,39,996	8,00,000	6,39,996	6,85,711	7
Sales & Marketing / Business Development	16,800	16,35,000	4,77,500	5,33,094	52

Additional Guaranteed Cash Components - Table 5.5.2

Function	Min	Max	Median	Mean	Data
Analytics	5,01,818	10,10,400	6,50,000	6,82,418	23
Consulting	5,06,000	12,28,404	7,17,600	7,43,832	64
Finance	5,80,570	10,39,312	6,95,004	7,22,763	32
General Management	4,72,500	7,56,000	6,75,312	6,70,916	21
Human Resource Management	6,89,323	7,30,030	7,06,030	7,08,461	3
Information Technology	5,54,880	10,81,847	9,07,620	5,54,880	10
Operations / Supply Chain Management (SCM)	6,58,784	8,78,400	8,78,400	8,39,119	26
Product Management	5,05,440	7,34,400	6,39,417	6,29,669	4
Project Management	7,00,000	8,91,673	7,55,306	7,61,096	14
Research	7,04,000	9,07,620	9,07,620	8,49,443	7
Sales & Marketing / Business Development	15,000	12,00,000	7,29,215	6,89,353	52

For Sorab S Engineer & Co.
Firm Registration No. 110417W
Chartered Accountants

W.R.Shah

CA. Dhruv Shah
Partner
Membership No. 169290
Ahmedabad.



For Indian Institute of Management - Udaipur

Vaneet Chhibber

Vaneet Chhibber
Chairperson-Corporate Communications &
Industry Relations

One Time Cash Payments - Table 5.5.3

Function	Min	Max	Median	Mean	Data
Analytics	20,000	6,50,000	2,00,000	2,69,336	38
Consulting	1,00,000	3,00,000	1,50,000	1,64,389	63
Finance	1,00,000	7,00,000	2,00,000	2,64,897	29
General Management	50,000	3,00,000	2,00,000	1,86,129	31
Human Resource Management	2,00,000	2,00,000	2,00,000	2,00,00	1
Information Technology	2,00,000	3,57,500	2,78,750	2,78,750	2
Operations / Supply Chain Management (SCM)	2,00,000	2,00,000	2,00,000	2,00,000	22
Product Management	4,00,000	4,00,000	4,00,000	4,00,000	1
Project Management	1,50,000	2,75,166	2,12,583	2,12,583	14
Research	7,00,000	7,00,000	7,00,000	7,00,000	2
Sales & Marketing / Business Development	75,000	5,00,000	2,00,000	2,39813	16

Maximum Earning Potentials - Table 5.5.4

Function	Min	Max	Median	Mean	Data
Analytics	10,84,500	35,94,100	13,64,003	19,33,645	44
Consulting	11,00,004	28,00,008	17,75,000	17,59,800	66
Finance	12,00,000	26,56,261	16,00,996	16,93,175	37
General Management	10,50,000	21,00,000	20,50,000	18,05,382	47
Human Resource Management	10,19,590	18,00,000	10,43,590	12,87,727	3
Information Technology	14,00,000	21,95,000	16,39,158	17,37,331	10
Operations / Supply Chain Management (SCM)	12,99,999	22,43,290	22,43,290	20,31,850	26
Product Management	13,50,000	26,56,261	15,00,497	17,51,814	4
Project Management	18,00,000	19,65,000	19,04,766	18,64,169	14
Research	16,00,000	23,00,000	16,00,000	16,00,000	7
Sales & Marketing / Business Development	10,43,590	26,56,261	15,10,447	16,16,307	53

For Sorab S Engineer & Co.
Firm Registration No. 110417W
Chartered Accountants

W.R.Shah

CA. Dhruv Shah
Partner
Membership No. 169290
Ahmedabad.



For Indian Institute of Management - Udaipur

Vaneet Chhibber

Vaneet Chhibber
Chairperson-Corporate Communications &
Industry Relations

Classification of salary

based on sector – International (USD)

Base Salary - Table 5.6.1

Sector	Min	Max	Median	Mean	Data
Logistics	11,110	13,070	11,110	11,600	4

Additional Guaranteed Cash Components - Table 5.6.2

Sector	Min	Max	Median	Mean	Data
Logistics	15,796	18,517	15,796	16,476	4

One Time Cash Payments - Table 5.6.3

Sector	Min	Max	Median	Mean	Data
Logistics	-	-	-	-	-

Maximum Earning Potentials - Table 5.6.4

Sector	Min	Max	Median	Mean	Data
Logistics	27,775	32,676	27,775	29,000	4

Classification of salary

based on function– International (USD)

Base Salary - Table 5.7.1

Function	Min	Max	Median	Mean	Data
General Management	13,070	13,070	13,070	13,070	1
Sales & Marketing / Business Development	11,110	11,110	11,110	11,110	3

Additional Guaranteed Cash Components - Table 5.7.2

Function	Min	Max	Median	Mean	Data
General Management	18,517	18,517	18,517	18,517	1
Sales & Marketing / Business Development	15,796	15,796	15,796	15,796	3

One Time Cash Payments - Table 5.7.3

Function	Min	Max	Median	Mean	Data
General Management	-	-	-	-	-
Sales & Marketing / Business Development	-	-	-	-	-

Maximum Earning Potentials - Table 5.7.4

Function	Min	Max	Median	Mean	Data
General Management	32,676	32,676	32,676	32,676	1
Sales & Marketing / Business Development	27,775	27,775	27,775	27,775	3

For Sorab S Engineer & Co.
Firm Registration No. 110417W
Chartered Accountants

W.R.Shah

CA. Dhruv Shah
Partner
Membership No. 169290
Ahmedabad.



For Indian Institute of Management - Udaipur

Vaneet Chhibber

Vaneet Chhibber
Chairperson-Corporate Communications &
Industry Relations

For Sorab S Engineer & Co.
Firm Registration No. 110417W
Chartered Accountants

W.R.Shah

CA. Dhruv Shah
Partner
Membership No. 169290
Ahmedabad.



For Indian Institute of Management - Udaipur

Vaneet Chhibber

Vaneet Chhibber
Chairperson-Corporate Communications &
Industry Relations

Classification of salary based on location

Global Locations

Base Salary - Table 5.8.1.1

Location	Min	Max	Median	Mean	Data
India (INR)	16,800	24,00,000	5,62,198	6,56,612	285
Rest of Asia (USD)	11,110	13,070	11,110	11,600	4

Additional Guaranteed Cash Components - Table 5.8.1.2

Location	Min	Max	Median	Mean	Data
India (INR)	15,000	12,28,404	7,17,600	7,36,209	256
Rest of Asia (USD)	15,796	18,517	15,796	16,476	4

One Time Cash Payments - Table 5.8.1.3

Location	Min	Max	Median	Mean	Data
India (INR)	20,000	7,00,000	2,00,000	2,18,329	219
Rest of Asia (USD)	-	-	-	-	-

Maximum Earning Potentials - Table 5.8.1.4

Location	Min	Max	Median	Mean	Data
India (INR)	10,19,590	35,94,100	16,50,000	17,81,872	311
Rest of Asia (USD)	27,775	32,676	27,775	29,000	4

Indian Locations

Base Salary - Table 5.8.2.1

Indian Locations	Min	Max	Median	Mean	Data
Ahmedabad	3,00,000	6,50,004	6,50,004	5,33,336	3
Bangalore	2,75,004	23,00,000	5,93,700	6,91,074	94
Chennai	1,87,200	4,40,000	3,61,218	3,26,217	10
Hyderabad	3,00,000	13,00,000	6,39,996	8,28,764	28
Kolkata	3,58,800	6,76,667	6,13,333	5,63,143	7
Mumbai	16,800	9,00,000	4,11,300	4,17,326	55
NCR	3,58,800	24,00,000	8,10,000	8,76,906	56
Pune	3,58,800	16,35,000	5,20,000	6,81,634	16
Others	2,79,960	10,00,000	3,36,000	4,49,883	16

Additional Guaranteed Cash Components - Table 5.6.3

Indian Locations	Min	Max	Median	Mean	Data
Ahmedabad	6,28,392	6,59,004	6,28,392	6,38,596	3
Bangalore	4,49,280	12,00,000	7,04,000	7,18,952	81
Chennai	5,01,818	9,58,458	7,21,390	7,08,445	10
Hyderabad	5,18,400	10,81,847	9,07,620	8,52,524	19
Kolkata	6,46,148	9,33,800	8,46,401	7,98,709	7
Mumbai	5,50,000	11,45,869	7,17,600	7,68,248	55
NCR	15,000	10,04,980	7,72,800	7,18,397	51
Pune	1,26,000	12,28,404	6,58,400	6,60,222	15
Others	5,99,004	7,71,000	7,06,930	7,09,996	15

For Sorab S Engineer & Co.
Firm Registration No. 110417W
Chartered Accountants

W.R.Shah

CA. Dhruv Shah
Partner
Membership No. 169290
Ahmedabad.



For Indian Institute of Management - Udaipur

Vaneet Chhibber

Vaneet Chhibber
Chairperson-Corporate Communications &
Industry Relations

For Sorab S Engineer & Co.
Firm Registration No. 110417W
Chartered Accountants

W.R.Shah

CA. Dhruv Shah
Partner
Membership No. 169290
Ahmedabad.



For Indian Institute of Management - Udaipur

Vaneet Chhibber

Vaneet Chhibber
Chairperson-Corporate Communications &
Industry Relations

List of Recruiters by Sector

One Time Cash Payments - Table 5.8.2.3

Indian Locations	Min	Max	Median	Mean	Data
Ahmedabad	2,00,000	4,00,000	3,00,000	3,00,000	2
Bangalore	20,000	7,00,000	1,80,000	2,13,815	78
Chennai	1,00,000	3,00,000	2,00,000	2,11,111	9
Hyderabad	1,50,000	4,00,000	1,70,000	1,84,813	14
Kolkata	1,50,000	2,00,000	1,50,000	1,57,143	7
Mumbai	75,000	4,00,000	2,00,000	2,11,054	56
NCR	1,50,000	6,50,000	2,00,000	2,60,000	34
Pune	20,000	5,00,000	2,00,000	2,43,846	13
Others	20,000	4,00,000	2,00,000	1,86,667	6

Maximum Earning Potentials - Table 5.8.2.4

Indian Locations	Min	Max	Median	Mean	Data
Ahmedabad	15,64,996	26,56,261	23,53,131	22,31,880	4
Bangalore	10,50,000	35,21,300	16,00,000	17,66,246	96
Chennai	11,00,000	15,73,004	13,76,400	13,44,984	10
Hyderabad	11,27,385	20,73,675	18,19,827	17,73,302	28
Kolkata	13,48,004	23,16,947	21,15,983	19,62,392	7
Mumbai	10,43,590	26,56,261	16,78,317	17,20,054	75
NCR	12,00,000	35,94,100	18,84,182	19,86,886	56
Pune	10,84,500	28,00,008	17,09,901	13,52,800	18
Others	10,19,590	26,56,261	14,50,447	16,34,587	17

Banking, Financial Services and Insurance (BFSI)
American Express
Anand Rathi Wealth Limited
Axis Bank
BNY Mellon
Centrum
Goldman Sachs
HDFC Bank
HSBC
ICICI Bank
ICICI Lombard
ICICI Prudential Life Insurance
ICICI Securities
IIFL Finance
JP Morgan Chase
Natwest
Nexdigm
OfBusiness
Oxane Partners
SmartCoin Financials Pvt. Ltd.
Tata AIG
TATA Capital Financial Services Ltd.
TresVista Financial Services
Wells Fargo
YesBank
Zolve

E-Commerce
Amazon
Byju's
Elastic Run
Flipkart
IndiaMart
PayTm
PlanetSpark
UNext Learning Private Limited

Education
Career Launcher

Fast Moving Consumer Goods / Retail (FMCG)
Amul
Asian Paints
Casio
DS Group
Reliance Retail

Information Technology/ITeS
Accenture Technology
ACS Solutions
Brane Enterprises Pvt Ltd
Cappgemini
Cisco Systems
Cognizant
Collabera
Decimal Point Analytics
Decision Point Pvt. Ltd.
EXL Service
HashedIn by Deloitte
IBM
Innovver Digital
iQuanti
Skit.Ai
Tiger Analytics
WNS Global Services
Xiaomi India
Zycus

Consulting
Accenture Strategy
Bain Capability Network
Ernst & Young
Factspan Analytics
Infosys BPM
KPMG
PwC
Takshashila Consulting
Thoucentric

For Sorab S Engineer & Co.
Firm Registration No. 110417W
Chartered Accountants

W.R.Shah

CA. Dhruv Shah
Partner
Membership No. 169290
Ahmedabad.



For Indian Institute of Management - Udaipur

Vaneet Chhibber

Vaneet Chhibber
Chairperson-Corporate Communications &
Industry Relations

For Sorab S Engineer & Co.
Firm Registration No. 110417W
Chartered Accountants

W.R.Shah

CA. Dhruv Shah
Partner
Membership No. 169290
Ahmedabad.



For Indian Institute of Management - Udaipur

Vaneet Chhibber

Vaneet Chhibber
Chairperson-Corporate Communications &
Industry Relations

Logistics
AllCargo Logistics
Transworld Group

Others
Fare Labs
Haber

Manufacturing/Engineering/Energy
Bajaj Auto Ltd.
BenQ
Bosch India
Crompton Greaves
General Electric
Mahindra & Mahindra Limited
Safari Industries
Schindler
TAFE
Vedanta

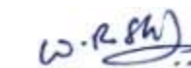
6. Compliance Statement

This placement report has been prepared as per the Indian Placement Reporting Standards, Revision 2.2

The instances where the report deviates from standards and the reasons for them are mentioned below:

Deviation from the standards	Reason
-	-

For Sorab S Engineer & Co.
Firm Registration No. 110417W
Chartered Accountants



CA. Dhruv Shah
Partner
Membership No. 169290
Ahmedabad.



For Indian Institute of Management - Udaipur



Vaneet Chhibber
Chairperson-Corporate Communications &
Industry Relations

For Sorab S Engineer & Co.
Firm Registration No. 110417W
Chartered Accountants



CA. Dhruv Shah
Partner
Membership No. 169290
Ahmedabad.



For Indian Institute of Management - Udaipur



Vaneet Chhibber
Chairperson-Corporate Communications &
Industry Relations